



Alaska Health Equity Facts

The U.S. Census Bureau estimates **Alaska's population is 731,545**. Nationally, **Alaska ranks 30th in state health system performance**, according to the Commonwealth Fund's State Health System Performance Scorecard.

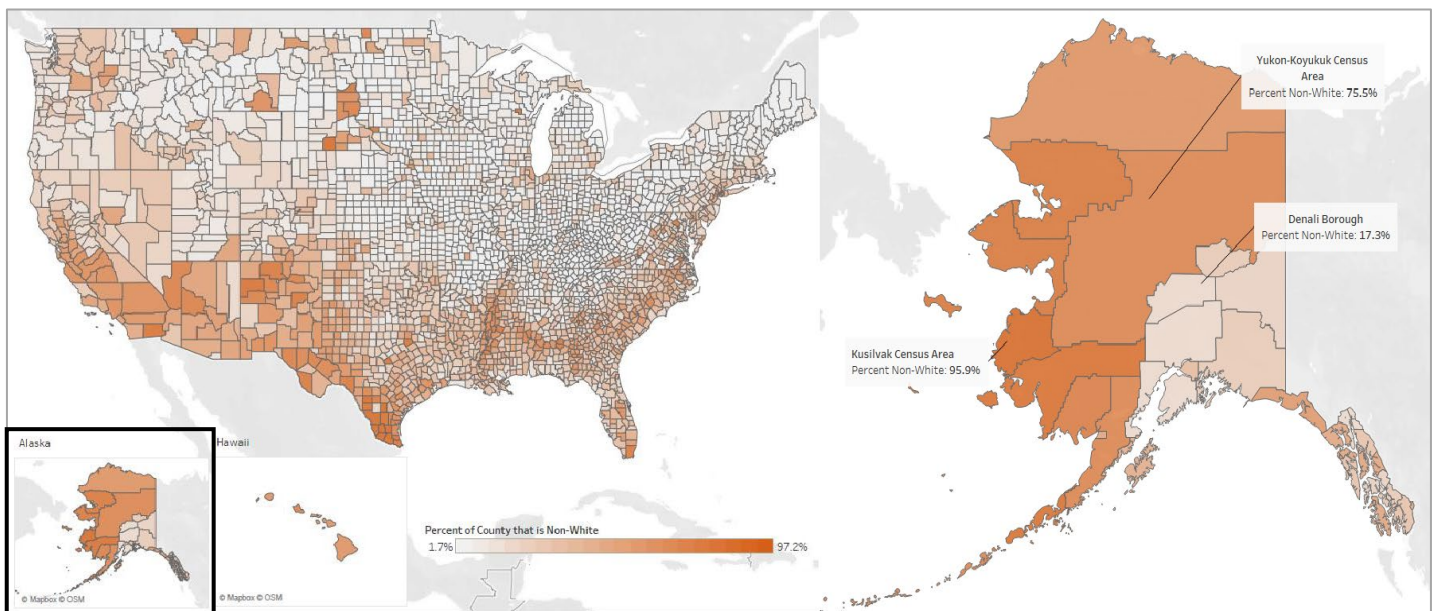
Key Demographic and Equity Metrics

	Alaska Statistics	Compared to U.S. Average
White Residents	60 Percent of Population	Lower
Black Residents	3 Percent of Population	Lower
Hispanic or Latino Residents	7 Percent of Population	Lower
Median Household Income	\$73,181	Higher
Average Life Expectancy	78.8 Years	Higher
Uninsured Rate	12 Percent of Population	Higher
Maternal Mortality Rate	12.4 Deaths per 100K Births	Lower
Lack Broadband Access	20.3 Percent of Residents	Higher
Residents Living in Primary Care Shortage Area	105K Residents	Lower
Mental Health Workforce Shortage Areas	72 Percent of Counties	Lower
Adopted Medicaid Expansion (37 States Expanded)	Yes	N/A

Sources: Kaiser Family Foundation *Population Distribution by Race/Ethnicity, Life Expectancy at Birth, Median Annual Household Income, Primary Care Health Profession Shortage Areas and Status of State Medicaid Expansion* data; World Population Review 2020 *Maternal Mortality Rate by State* data; United States Census Bureau *QuickFacts*.

Race/Ethnicity

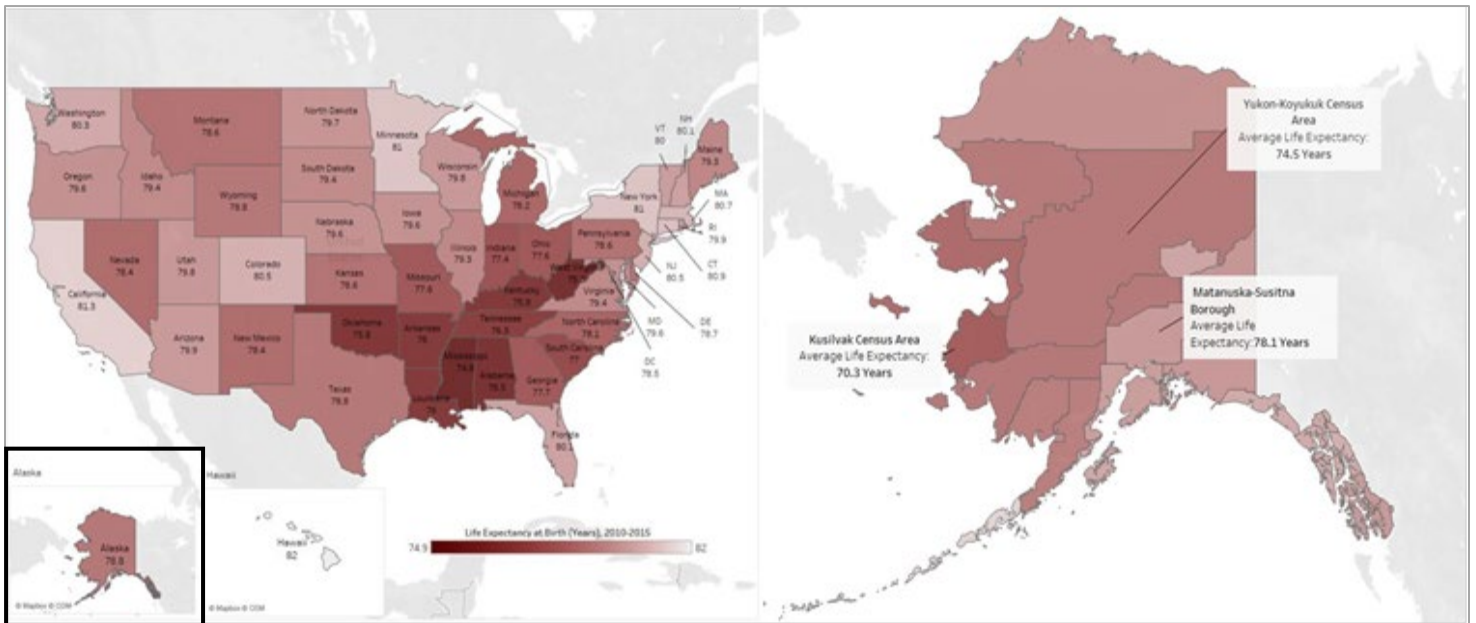
Racial health inequities persist among Black, American Indian/Alaska Native, Latinx, and Asian residents across the nation. Nationwide, 36 percent of all counties are at least 25 percent non-White. **In Alaska, 88 percent of all counties (22 of 25 counties) are at least one-quarter non-White.**



Sources: County-level estimates retrieved from the American Community Survey 2018 *Race* datafile. Notes: Although the “non-white” categorization is used federally, some experts argue that the term Black, Indigenous, and People of Color (also known as BIPOC) is a more appropriate term than non-white.

Life Expectancy

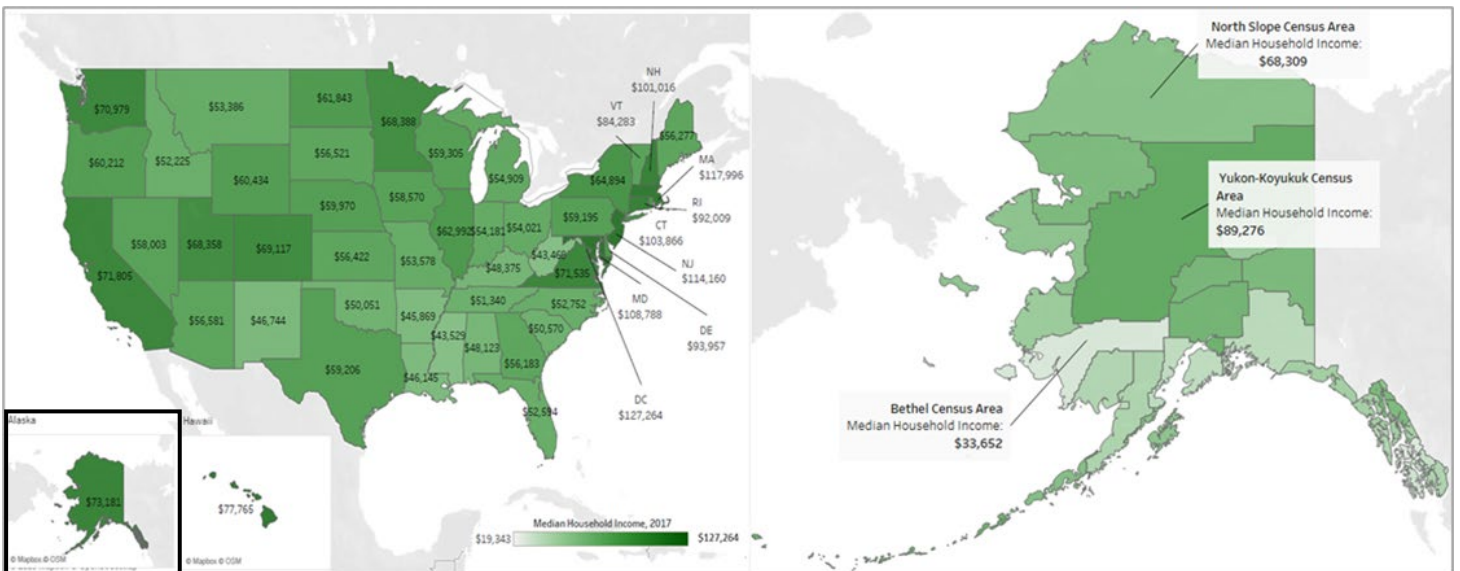
Life expectancy metrics can vary drastically by geography but are useful in examining how environmental, political, socioeconomic, and structural conditions impact health. **In Alaska, the average life expectancy is 78.8 years, 0.3 years greater than the U.S. average life expectancy of 78.5 years.** In 23 of Alaska's 25 counties, the average life expectancy is below the U.S. average – significantly lower in counties with higher proportions of non-White residents.



Sources: State-level life expectancy data retrieved from Kaiser Family Foundation *Life Expectancy at Birth* data; county-level estimates retrieved from the National Center for Health Statistics *National Vital Statistics System (NVSS)* datafile.

Income

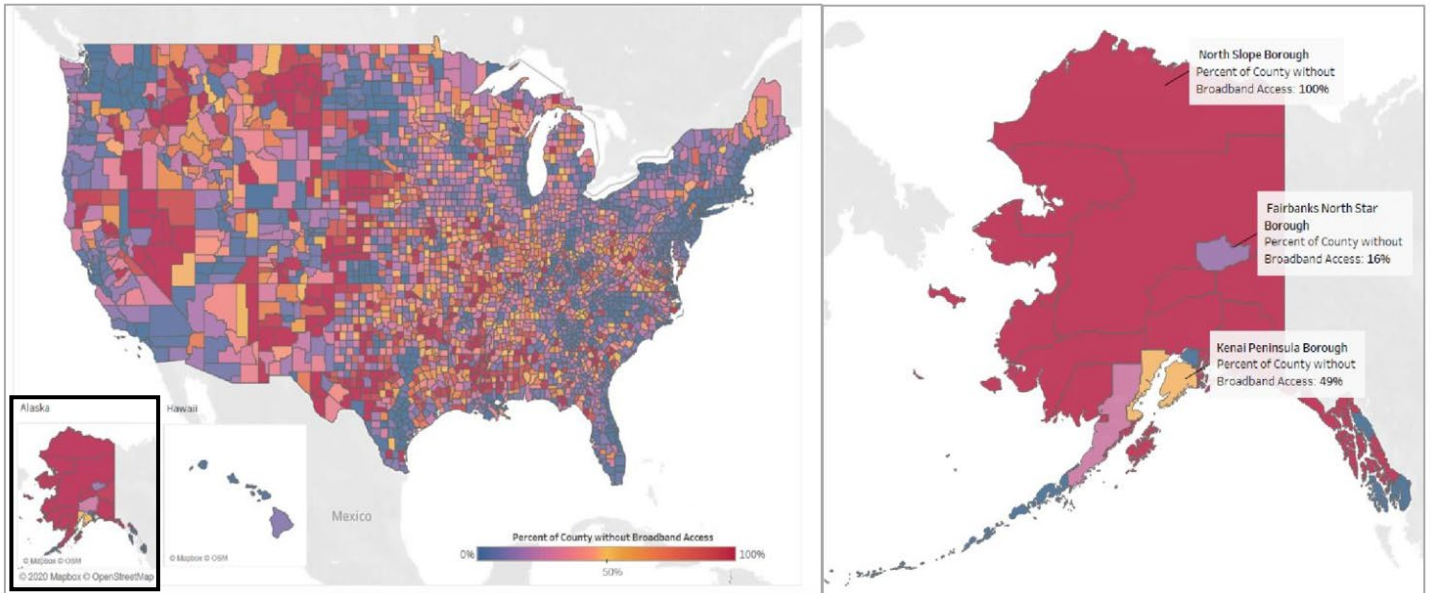
Higher income correlates with lower mortality and better health outcomes. **In Alaska, the median annual household income is \$73,181, which is 21.3 percent higher than the U.S. median annual household income of \$60,336.** In 20 of Alaska's 25 counties (80 percent of Alaska's counties), the median annual household income is below the U.S. average.



Sources: State-level estimates retrieved from Kaiser Family Foundation *Median Annual Household Income 2017* datafile; County-level estimates retrieved from the United States Census Bureau *2014-2018 Median Household Income in the United States by County* datafile.

Broadband Infrastructure

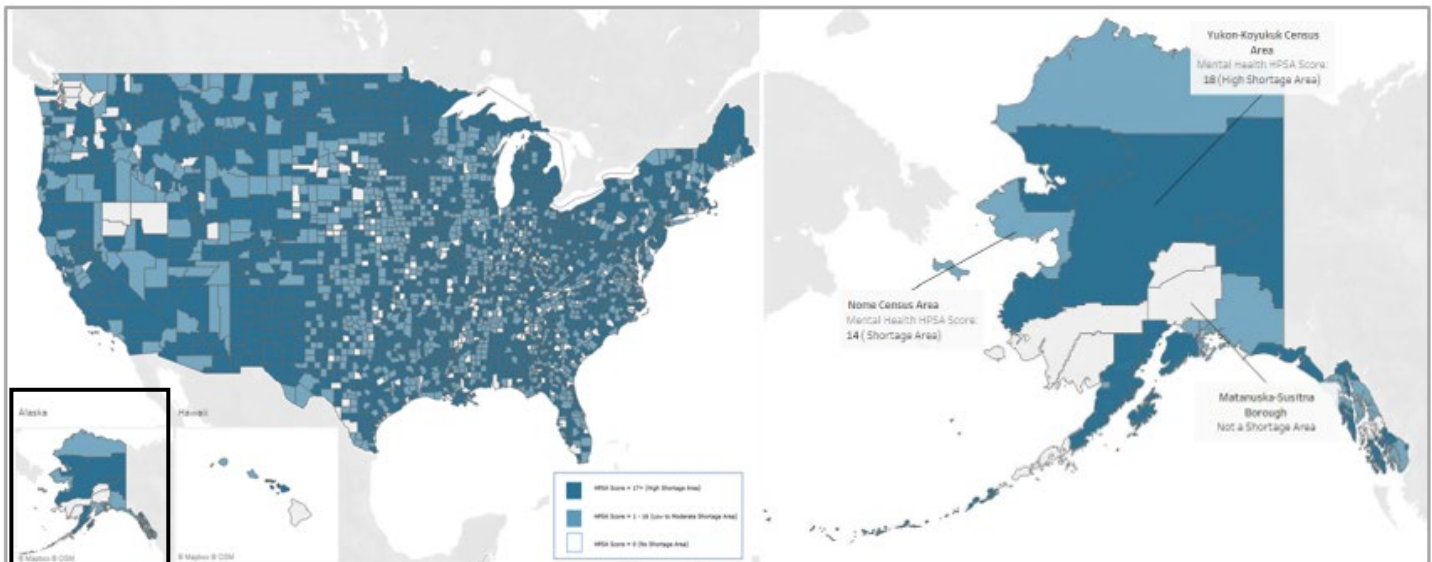
According to the Federal Communications Commission, 10 percent of U.S. residents lack access broadband – a trend that the Joint Economic Committee found to be more pervasive across communities of color. **Approximately 20.3 percent of Alaska residents lack broadband access, compared to 6.5 percent of residents across the U.S.** In 23 of Alaska’s 25 counties (92 percent of Alaska’s counties), at least half of all county residents lack broadband access.



Sources: Federal Communications Commission (FCC) 2019 *Fixed Broadband Deployment* datafile.

Mental Health Workforce Shortages

The Health Resource and Services Administration (HRSA) designates geographic regions as health professional shortage areas (HPSAs) if they lack health care providers. Counties in Alaska exhibit an average Mental Health HPSA score of 14.9 compared to the national average of 15.5 (on a scale of zero to 25, where 25 denotes an extreme HPSA shortage), **Seventy-two percent of Alaska’s counties (18 of 25 counties) are designated as mental health HPSAs.**



Source: Health Resources & Service Administration *HPSA Mental Health* Datafile.

Notes: HPSA Scores are developed for use by the National Health Service Corps to determine priorities for the assignment of clinicians. Scores range from 0 to 25 for primary care and mental health. Larger scores correspond to higher priority areas.