



## Pennsylvania Health Equity Facts

The U.S. Census Bureau estimates **Pennsylvania’s population is 12,801,989**. Nationally, **Pennsylvania ranks 21st in state health system performance**, according to the Commonwealth Fund’s State Health System Performance Scorecard.

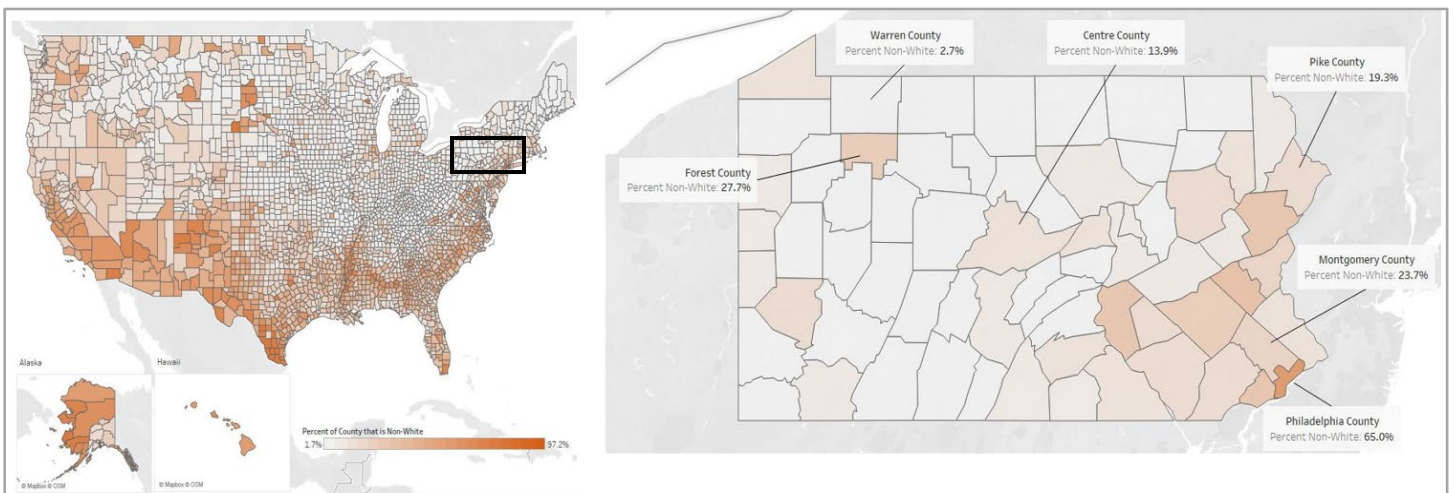
### *Key Demographic and Equity Metrics*

	<b>Pennsylvania Statistics</b>	<b>Compared to U.S. Average</b>
<b>White Residents</b>	76 Percent of Population	Higher
<b>Black Residents</b>	10 Percent of Population	Lower
<b>Hispanic or Latino Residents</b>	8 Percent of Population	Lower
<b>Median Household Income</b>	\$59,195	Lower
<b>Average Life Expectancy</b>	78.6 Years	Lower
<b>Uninsured Rate</b>	6 Percent of Population	Lower
<b>Maternal Mortality Rate</b>	18.6 Deaths per 100K Births	Higher
<b>Lack Broadband Access</b>	4.8 Percent of Residents	Lower
<b>Residents Living in Primary Care Shortage Area</b>	511K Residents	Lower
<b>Mental Health Workforce Shortage Areas</b>	68.7 Percent of Counties	Lower
<b>Adopted Medicaid Expansion (37 States Expanded)</b>	Yes	N/A

Sources: Kaiser Family Foundation *Population Distribution by Race/Ethnicity, Life Expectancy at Birth, Median Annual Household Income, Primary Care Health Profession Shortage Areas* and *Status of State Medicaid Expansion* data; World Population Review 2020 *Maternal Mortality Rate by State* data; United States Census Bureau *QuickFacts*.

### *Race/Ethnicity*

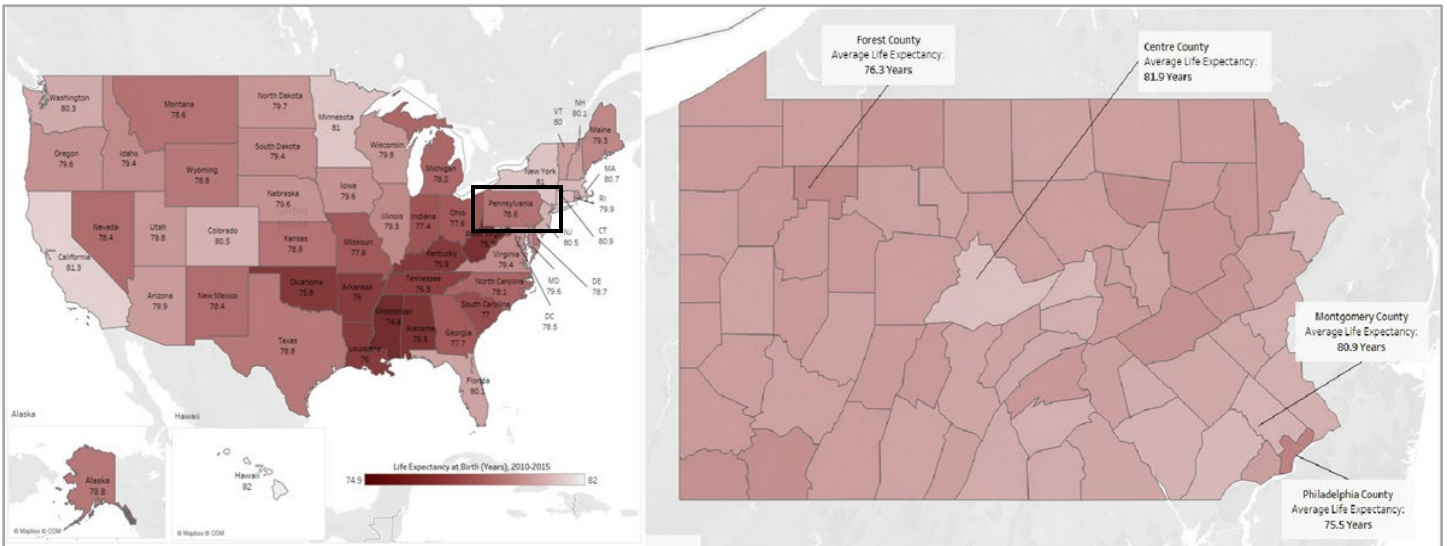
Racial health inequities persist among Black, American Indian/Alaska Native, Latinx, and Asian residents across the nation. Nationwide, 36 percent of all counties are at least 25 percent non-White. **In Pennsylvania, 10 percent of all counties (7 of 67 counties) are at least one-quarter non-White.**



Sources: County-level estimates retrieved from the American Community Survey 2018 *Race* datafile. Notes: Although the “non-white” categorization is used federally, some experts argue that the term Black, Indigenous, and People of Color (also known as BIPOC) is a more appropriate term than non-white.

## Life Expectancy

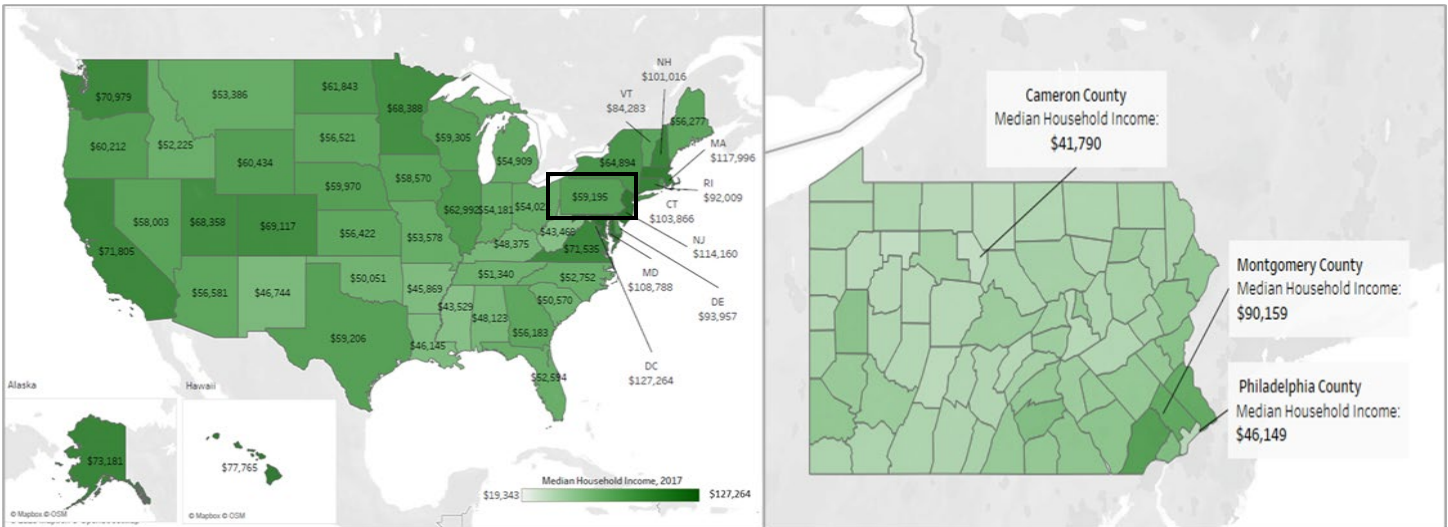
Life expectancy metrics can vary drastically by geography but are useful in examining how environmental, political, socioeconomic, and structural conditions impact health. **In Pennsylvania, the average life expectancy is 78.6 years, 0.1 years greater than the U.S. average life expectancy of 78.5 years.** In 28 of Pennsylvania's 67 counties, the average life expectancy is below the U.S. average – significantly lower in counties with higher proportions of non-White residents.



Sources: State-level life expectancy data retrieved from Kaiser Family Foundation *Life Expectancy at Birth* data; county-level estimates retrieved from the National Center for Health Statistics *National Vital Statistics System (NVSS)* datafile.

## Income

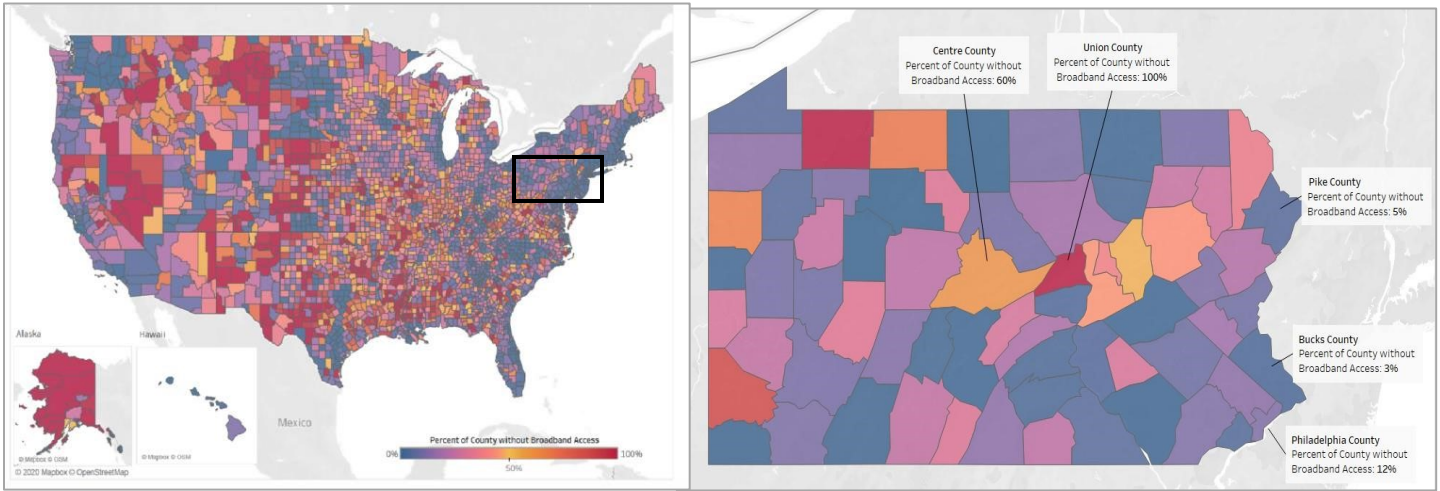
Higher income correlates with lower mortality and better health outcomes. **In Pennsylvania, the median annual household income is \$59,195, which is 1.9 percent lower than the U.S. median annual household income of \$60,336.** In 48 of Pennsylvania's 67 counties (71.6 percent of Pennsylvania's counties), the median annual household income is below the U.S. average.



Sources: State-level estimates retrieved from Kaiser Family Foundation *Median Annual Household Income 2017* datafile; County-level estimates retrieved from the United States Census Bureau *2014-2018 Median Household Income in the United States by County* datafile.

## Broadband Infrastructure

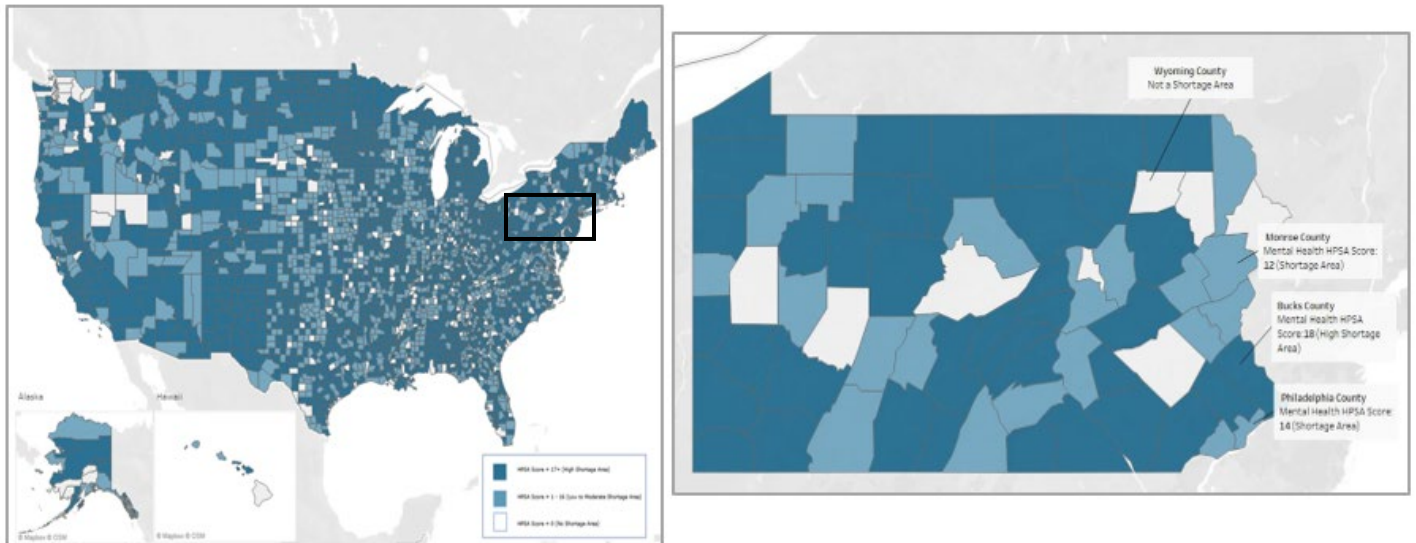
According to the Federal Communications Commission, 10 percent of U.S. residents lack access broadband – a trend that the Joint Economic Committee found to be more pervasive across communities of color. **Approximately 4.8 percent of Pennsylvania residents lack broadband access, compared to 6.5 percent of residents across the U.S.** In 7 of Pennsylvania’s 67 counties (10.4 percent of Pennsylvania’s counties), at least half of all county residents lack broadband access.



Sources: Federal Communications Commission (FCC) 2019 *Fixed Broadband Deployment* datafile.

## Mental Health Workforce Shortages

The Health Resource and Services Administration (HRSA) designates geographic regions as health professional shortage areas (HPSAs) if they lack health care providers. Counties in Pennsylvania exhibit an average Mental Health HPSA score of 15.1 compared to the national average of 15.5 (on a scale of zero to 25, where 25 denotes an extreme HPSA shortage), **Sixty-nine percent of Pennsylvania’s counties (46 of 67 counties) are designated as mental health HPSAs.**



Source: Health Resources & Service Administration *HPSA Mental Health* Datafile.

Notes: HPSA Scores are developed for use by the National Health Service Corps to determine priorities for the assignment of clinicians. Scores range from 0 to 25 for primary care and mental health. Larger scores correspond to higher priority areas.