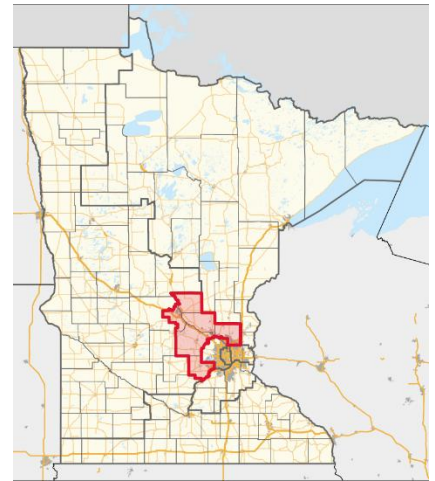




## Key Individual Tax Policies from the Trump Tax Cuts Set to Expire for MN-06 Constituents

### Tax Hikes Looming for MN-06 Residents on December 31, 2025:

- MN-06 is home to **518,930** taxpayers.
- The average taxpayer in MN-06 would see a **19% tax hike** if the Trump Tax Cuts expire.
- A **family of 4** making \$100,756, the median income in MN-06, would see a **\$2,299** tax increase if the Trump Tax Cuts expire.
  - This is worth about **12 weeks of groceries** to a typical family of 4 in the region.



### Impact on MN-06 Residents by the Numbers

|               |  |
|---------------|--|
| <b>98,800</b> | MN-06 families would see their household's Child Tax Credit cut in half.                                   |
| <b>90%</b>    | of MN-06 taxpayers would see their Guaranteed Deduction slashed in half.                                   |
| <b>60,770</b> | Small Businesses in MN-06 would be hit with a 43.4% tax rate if the 199A Small Business Deduction expires. |
| <b>15,781</b> | MN-06 taxpayers would be impacted by the return of the Alternative Minimum Tax.                            |
| <b>3,819</b>  | Family-Owned Farms in MN-06 would have their Death Tax Exemption slashed in half next year.                |











United States House Committee on

**Ways & Means**

**CHAIRMAN JASON SMITH**

**Tax Cuts for Individuals and Families in MN-06 that Expire in 2025:**

| Projected Tax Rates |  |                    |
|---------------------|--|--------------------|
| Income              | Current Rate   | Scheduled Tax Rate |
| \$12,150            | 10%  | 15%                |
| \$49,425            | 12%  | 15%                |
| \$105,375           | 22%  | 25%                |
| \$201,150           | 24%  | 28%                |
| \$255,450           | 32%  | 33%                |
| \$638,625           | 35%  | 39.6%              |

| Current Law                             | Scheduled   |
|---|---|
| <b>Guaranteed Deduction Cut</b>         |   |
| \$15,300 – Single<br>\$30,600 – Married | \$8,300 – Single<br>\$16,600 – Married            |
| <b>Child Tax Credit Cut</b>             |   |
| \$2,000 per child w/<br>SSN Requirement | \$1,000 per child w/<br><u>NO</u> SSN Requirement |
| <b>Alternative Minimum Tax Returns</b>  |   |
| Currently impacts<br>200,000 Taxpayers  | Would impact<br>7.6 million Taxpayers             |
| <b>40% Death Tax with Exemption Cut</b> |   |
| \$13.61m – Single<br>\$27.22m – Married | \$7.13m – Single<br>\$14.26m – Married            |

